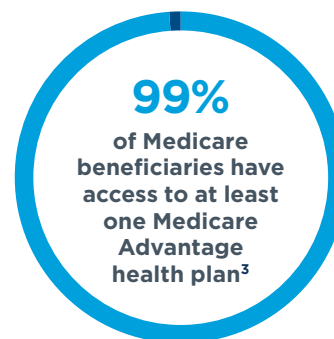
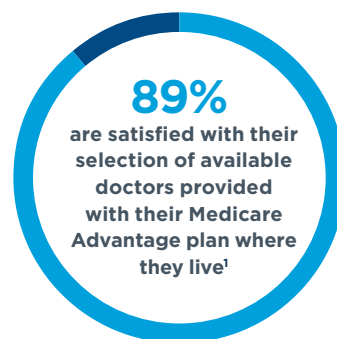
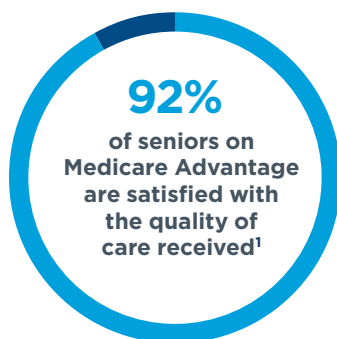
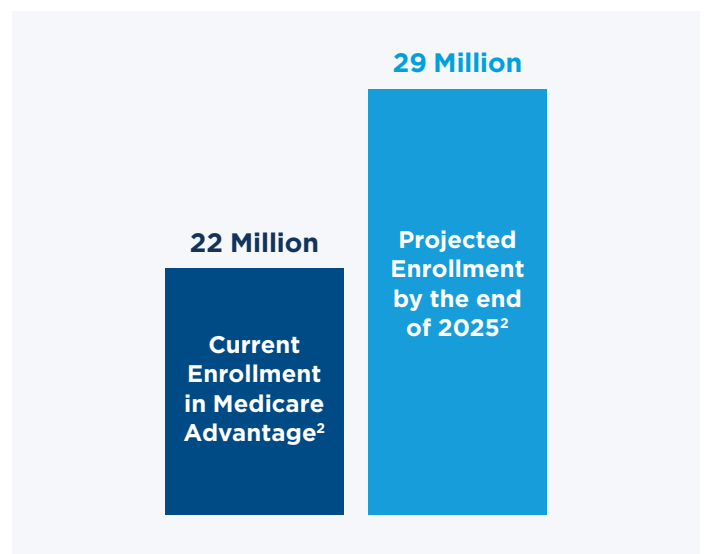


Why Is Medicare Advantage the Future of Medicare?

Medicare Advantage is leading the innovative use of value-based care which delivers better health outcomes, through better quality care at a better cost for Medicare beneficiaries. **Medicare Advantage is Modern Medicare for Seniors, Better Outcomes for Our Nation.** *Medicare Advantage is the Future of Medicare.*

Modern Medicare for Seniors

Medicare Advantage offers beneficiaries the choice of an integrated care plan, with a focus on delivering patient-centered primary care, early intervention and care coordination.



More Than 90%

of people with Medicare will have access to 10 or more Medicare Advantage plans³

1. Morning Consult, Medicare Advantage Beneficiary Survey, September 2018

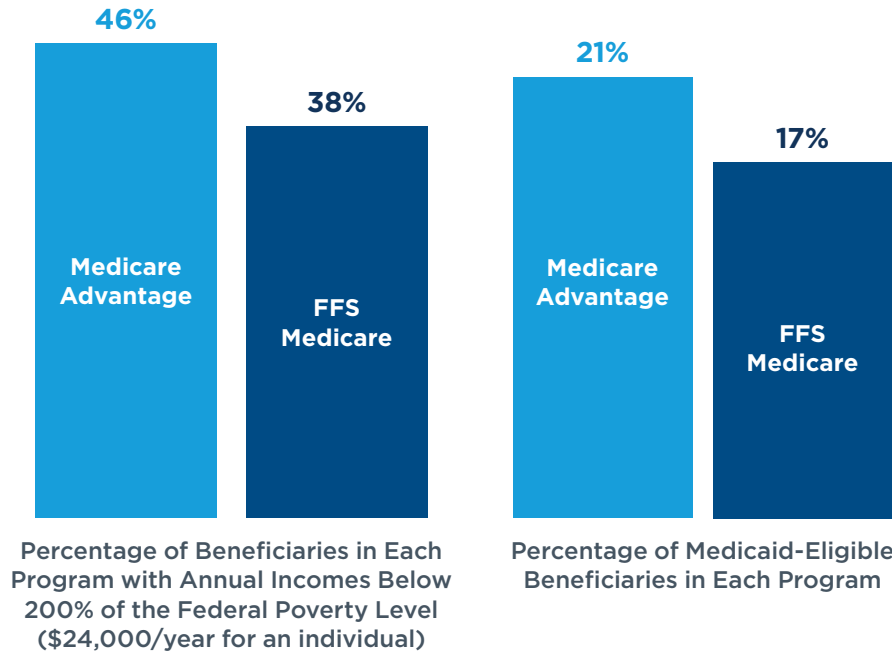
2. Medicare Baseline Estimates, Congressional Budget Office, January 2017

3. 2019 Medicare Advantage and Part D Prescription Drug Program Landscape. Centers for Medicare & Medicaid Services, September 2018



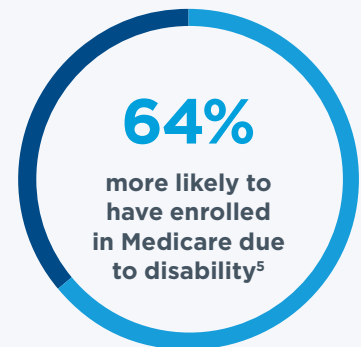
Better Choice, Better Value

Medicare Advantage is increasingly the preferred option for high-cost, high-need beneficiaries.

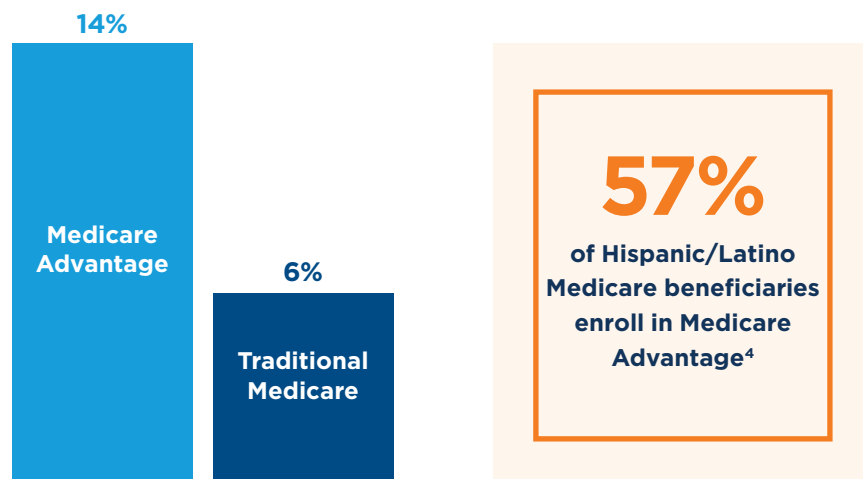
Medicare Advantage has a higher proportion of low-income beneficiaries



Compared to FFS Medicare, Medicare Advantage beneficiaries with multiple chronic conditions have higher rates of clinical and social risk factors



Medicare Advantage is the preferred option for minority populations

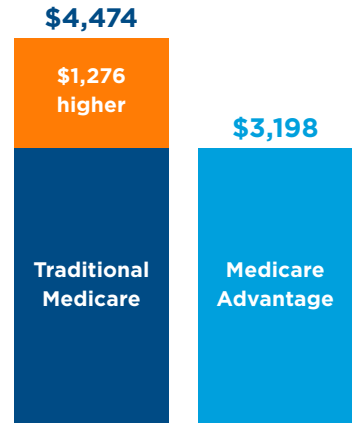
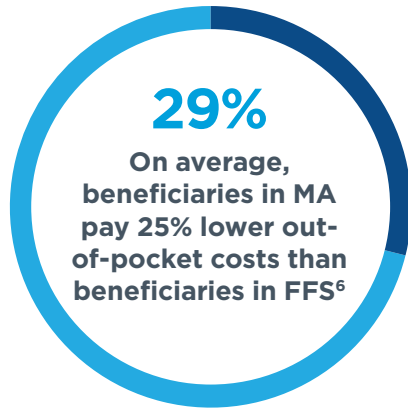


Proportion of Enrollees who are Hispanic/Latino⁴

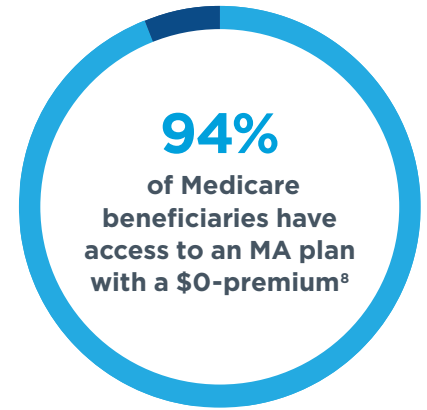
4. Analysis of 2016 Medicare Current Beneficiary Survey (MCBS) Data, Provided by Anne Tumlinson Innovations

5. Medicare Advantage Achieves Cost-Effective Care and Better Outcomes for Beneficiaries with Chronic Conditions Relative to Fee-for-Service Medicare. Avalere Health, July 2018.

Better Cost

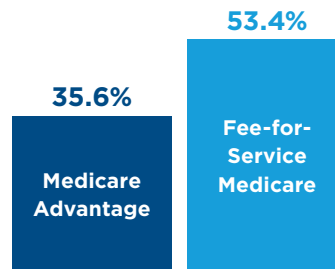


Average total per-beneficiary out-of-pocket costs⁶



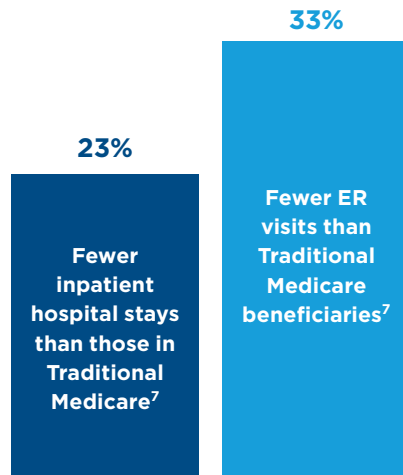
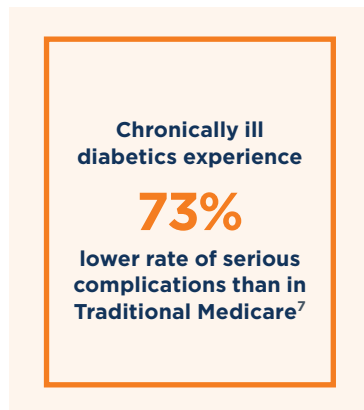
A smaller percentage of Medicare Advantage beneficiaries are burdened by their out-of-pocket expenses.

Compared to FFS Medicare, beneficiaries in Medicare Advantage have lower average out-of-pocket expenses.



Percentage of Low-Income (<200% FPL) Non-Medicaid Beneficiaries Who Are Cost-Burdened (Spend 20%+ of Income on Out-of-Pocket Costs + Premium) in 2016

Better Outcomes



Compared to Traditional Medicare patients, Medicare Advantage patients who received care in a skilled nursing facility had a shorter course of rehabilitation, were more likely to be discharged to the community successfully and were less likely to experience a 30-day hospital readmission.⁷



Sign up for BMA's Policy Alerts at bettermedicarealliance.org/policy-research/sign-up

6. Analysis of 2016 Medicare Current Beneficiary Survey (MCBS) Data, Provided by Anne Tumlinson Innovations

7. Medicare Advantage Achieves Cost-Effective Care and Better Outcomes for Beneficiaries with Chronic Conditions Relative to Fee-for-Service Medicare. Avalere Health, July 2018.

8. Analysis of 2018 CMS Medicare Advantage Enrollment Files

9. Beneficiaries with Chronic Conditions More Likely to Actively Choose Medicare Advantage. Kenneth E. Thorpe, Ph.D, September 2018.